

# Dulwich Village Detectives – Lockdown Investigation!



## Who has kidnapped Mr Gordon??

Mr Gordon, the much-loved caretaker at Dulwich Village Infants' School, has been kidnapped! The Dulwich Village Detectives need your help to rescue him.

The kidnapper has left a trail of clues around Dulwich Park – can you follow the clues to eliminate the innocent suspects and identify the real kidnapper and correct hideaway?






### Your instructions

Here are the suspects and possible hideaways. Each clue you solve will allow you to cross off either a suspect or a hideaway from your list. If you complete the trail you will reveal the kidnapper and the hideaway where Mr Gordon is being hidden!

### The suspects

 Madame Masson	 Vic Rodent-Pie	 Eggs and Bacon
 William Rose	 Frank Dixon	 Sasha Turkey
 Barbara Banana	 Bianca Broad	 Hilda Birch
 Satin Swashbuckle	 Gertrude Jekyll	

## The Hideaways

				
Dulwich Picture Gallery	Dulwich Hamlet	Crown & Greyhound	Gails Bakery	Mrs Poyton's Office
<b>Code: 4321</b>	<b>Code: 0250</b>	<b>Code: 2012</b>	<b>Code: 4560</b>	<b>Code: 2020</b>

### **Clue 1**

Start the trail at Old College Gate. Find the first map of the park and look for a name of a street which matches one of your suspects. They are innocent – you can cross them off!

### **Clue 2**

Before you get to the tennis courts, turn left and go past the public toilets. Can you find the bike hire office? You'll find the surname of another innocent suspect on the price list...

### **Clue 3**

Keep walking; go round the back of the cricket nets and into Village Copse. Look for the information board in the middle. An innocent suspect is hiding in all this information (the nickname of the 'Birds Foot Trefoil'...)

### **Clue 4**

Head across the field to the three metal sculptures. The code for one of the hideaways can be made from numbers found on two of these sculptures. You can strike this one off – Mr Gordon is not there!

### **Clue 5**

Return to the main outer path (between two of the sculptures). Head past the Court Lane Gate (on your left) and look out for the 900M marking on the road. When you get there, look for a nearby manhole cover which bears the surname of another innocent suspect...

### **Clue 6**

Keep going on this outer path around the outside of the American Garden with all the big Rhododendrons (on your right). Look for a plain wooden bench to find the name of your next innocent suspect.

### **Clue 7**

Keep walking round the outer path. When you get to the Rosebery Gate, get ready for a complicated clue. The four digits of the next hideaway to rule out are:

- The number of disabled parking bays
- The number of bike park hoops
- The number of stone columns on the gateline
- The last digit of the Southwark Emergency Phone Number

### **Clue 8**

The next clue is close by.... Go to the Rosebery Lodge and look for the wagon tied up in the porch. The initials on the wagon match those of another innocent suspect.

### **Clue 9**

Turn right into the American Garden and keep walking in the direction of the playground. When you come out, look for the information board about this garden- you can cross off two suspects for the price of one!!

### **Clue 10**

Head towards the playground and look out for this picture... when was it painted? This is a hideaway code you can strike off.



### **Clue 11**

Walk over the hill to the café and find the big menu on the side... which innocent suspect comes with fries for £9.95?

### **Clue 12**

Walk round the back of the café (bin area on your right, public loos on your left) and bear right in front of the wildlife garden. Keep the lake on your right until the path forks. Take the left fork and come out at the tennis court. Look slightly to the left and see if you can spot an old oak tree. What's its name? This is your last innocent suspect!

### **Clue 13**

Carry on back down the drive to Old College Gate. Your final hideaway in the clear can be found hidden in the 'Location Code' on any of the parking signs...

The trail is finished! Do you know who kidnapped Mr Gordon and where he is being hidden??\*

**CONGRATULATIONS!**  
**You are a top flight DVD (Dulwich Village Detective).**

*\*(We've since heard he may have escaped...)*